



Modeling Transition-Era Beet Trains & The Guadalupe Interchange

Scott Inman

Prepared for the 2014 SPH&TS Convention




On the Lineup

- Beet Gondola Evolution
- Guadalupe Interchange
- Role of the Santa Maria Valley
- Betteravia and Union (Holly) Sugar
- Detailing the Red Caboose G-50-23
- HO Beet Loads
- Weathering Techniques



Early Beet Gons



Blackburn Patent Racks




Transition to GS Gons



Composite GS Gons



Original Extensions



Three + Two Board Extensions



High-side Board Extensions



High-side Plywood Extensions




SP

FREIGHT CAR SPECIFICATION
SHEET NO. 24
JULY, 1965

SUGAR BEET GONDOLA CARS

DROP BOTTOM




APPLICATION: Southern Pacific's fleet of over 1,500 sugar beet gondola cars is another example of meeting specific shippers' needs by modifying existing rolling stock. To develop the sugar beet gon, the sides and ends of selected drop bottom gondola cars were heightened four feet to increase loading capacities


and enable shippers to take advantage of S.P.'s incentive rates, as well as reduce the number of cars needed. Sugar beet hauling on S.P. takes place wholly within California and more than 3,000,000 tons of sugar beets were carried by S.P. in 1964. Please see other side for specifications of these gondola cars.

FOR SPECIFICATIONS OF OTHER S.P. GONDOLA CARS, SEE FREIGHT CAR SPECIFICATION SHEETS NOS. 21, 22, AND 23.

Fast-loading overhead conveyor systems are a familiar sight near California sugar beet fields.



At refinery plants, beets pour quickly from both sides of car into steel-lined underground hoppers.





Guadalupe MP 276.5



Aerial View



Local Beet Traffic

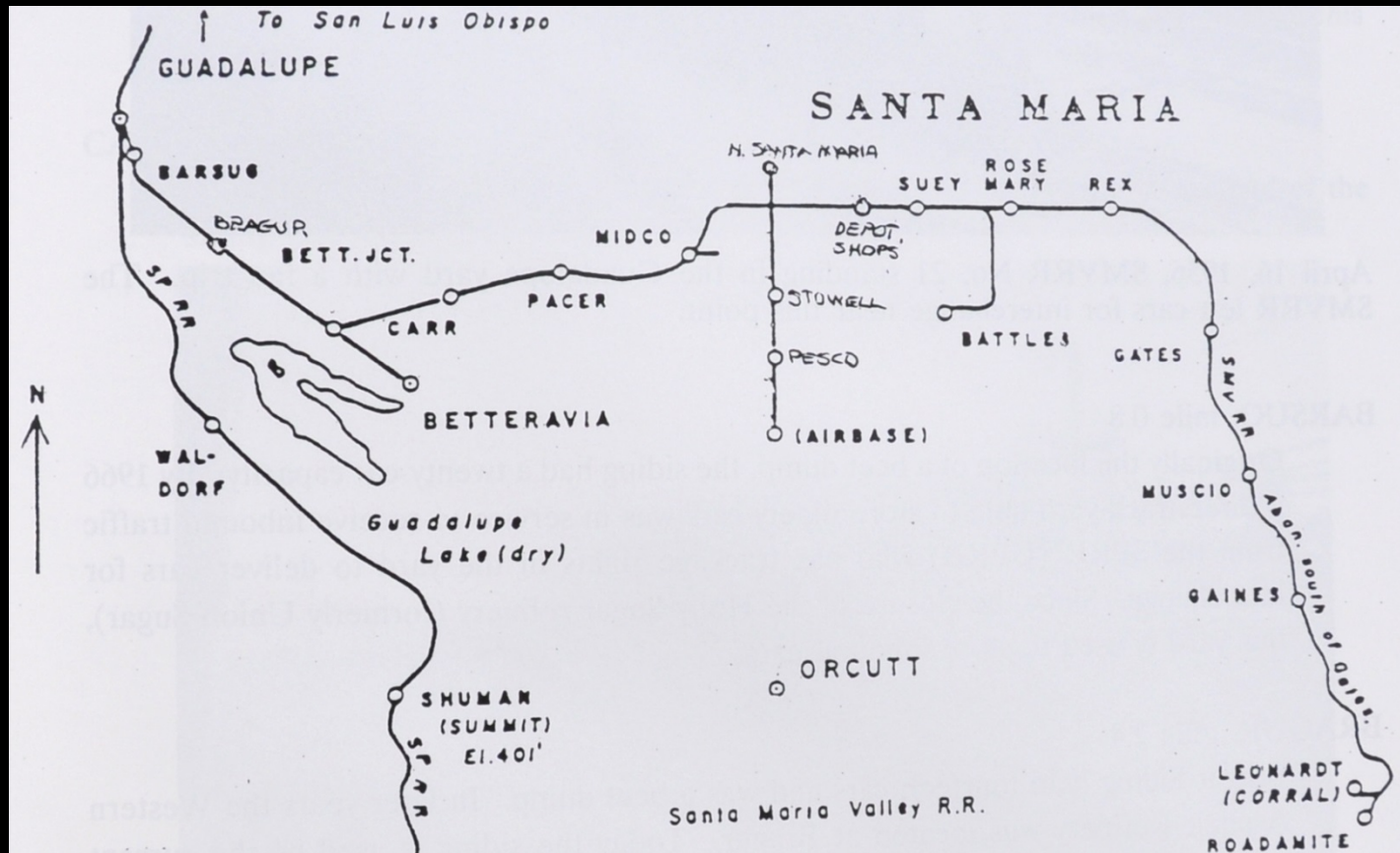


1950s Beet Nostalgia

- Imperial Valley beets were moved north April to July for Union Sugar at Betteravia. Union Sugar had a short crop moving to Betteravia in late summer from the Bakersfield area. Coast beets for Union Sugar at Betteravia ran September to the end of the year. Somis and Antelope Valley Union Sugar beets moved to Betteravia in late fall.



Santa Maria Valley RR



Union (Holly) Sugar 1897-1994



SMVRR Barsug to Betteravia




Betteravia Plant




Modeling Beet Cars!



Detail Upgrades



Detail Upgrades



Making Beet Loads

Anise

Fenugreek



Ground Bean Mix

Put bean
soup mix
in coffee
grinder



Making Loads



2" Foam



Score Using Calipers



Cut to Length Using an Electric Knife



Cut Long and Resize



Cut in Half for Two Loads




Use a Rasp to Shape



After Shaping



Painting



After Painting



Glue and Bottom Layer

Use 3M
spray
adhesive
and apply
fenugreek



Apply Powder

Fill in
with bean
soup mix



Anise Top Coat

Apply
anise and
glue with
diluted
Elmer's in
a spray
bottle.
Drill holes
for bracing
if needed



Add Weathering



Rinse & Repeat



Photo Contributors

- SPH&TS Archive Collection
- Charlie Lange
- Pete Arnold
- Stan Kistler
- Dallas Gilbertson
- Southern Pacific
- Western Railroader Collection



Thank You!

